

Monaco

Statistical Country Profile



Edition 12/2018

Publication date: 05 December 2018

Contact us:

www.destatis.de/contact

Phone: +49 (0) 611 / 75 24 05

Contents

| | |
|---|----|
| ■ General information | 3 |
| ■ Economy and finance | 3 |
| ■ Population | 5 |
| ■ Health | 6 |
| ■ Education | 6 |
| ■ Labour force | 6 |
| ■ Living conditions | 8 |
| ■ Production | 8 |
| ■ Agriculture and forestry | 8 |
| ■ Foreign trade | 9 |
| ■ Transport | 11 |
| ■ Environment and energy | 11 |
| ■ Science, research, technology | 12 |
| ■ Sources | 12 |

■ General information

| | | |
|--------------|-------------------|----------|
| Capital city | Official language | Currency |
| Monaco | French | Euro |

Land area in relation to Germany
km²



Source: WB-WDI

■ Economy and finance

| | | | |
|---|-------------------------------------|---------------------------|-------------------------------------|
| Gross domestic product (GDP), total bn US\$ | GDP, real change % since 2000 | GDP per capita US\$ | GDP per capita internat. US\$ |
| No data | No data | No data | No data |
| Source: IMF-WEO | Source: IMF-WEO* | Source: IMF-WEO | Source: IMF-WEO |

Gross domestic product, real change
% on previous year

No data

Source: IMF-WEO

Gross domestic product per capita
US\$

No data

Source: IMF-WEO

| Inflation rate (change of consumer price index) % on previous year | General government gross debt % of GDP | General government net lending / borrowing % of GDP |
|---|--|---|
| No data | No data | No data |
| Source: IMF-IFS | Source: IMF-WEO | Source: IMF-WEO |

General government revenue and expenditure % of GDP

No data

Source: IMF-WEO

General government net lending / borrowing % of GDP

No data

Source: IMF-WEO


| Foreign direct investment (FDI): inward stocks bn US\$ | Foreign direct investment (FDI): outward stocks bn US\$ | Foreign direct investment (FDI): net flow, inward bn US\$ | Foreign direct investment (FDI): net flow, outward bn US\$ |
|---|--|--|---|
| No data | No data | No data | No data |
| Source: UNCTAD | Source: UNCTAD | Source: UNCTAD | Source: UNCTAD |

■ Population

| Population total 1,000 | Population density inhabitants per km ² | Life expectancy at birth (women) years | Life expectancy at birth (men) years |
|---------------------------|---|---|---|
| 39 | 19,348 | No data | No data |
| (2017) | (2017) | | |
| Source: WB-WDI | Source: WB-WDI | Source: WB-WDI | Source: WB-WDI |

Population in relation to Germany 2017

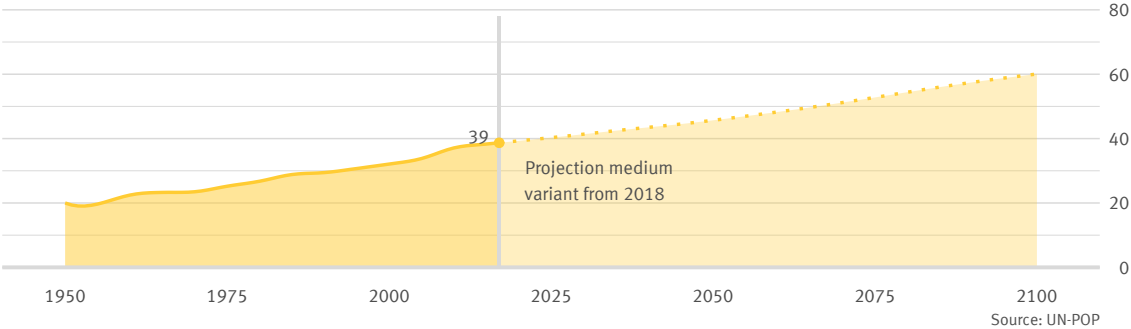
1,000



Source: WB-WDI

Population

1,000



Source: UN-POP

Population by age group

proportion, %

Keine Daten

Source: UN-POP

Health

| Practising physicians per 1,000 inhabitants | Hospital beds per 1,000 inhabitants | Prevalence of raised blood pressure % | Prevalence of obesity (BMI ≥ 30) % |
|--|--|--|---|
| 6.6 | No data | No data | No data |
| (2014) Source: WHO | Source: WHO | Source: WHO | Source: WHO |

Education

| Government expenditure on education % of GDP | Pupil-teacher ratio (primary education) number | Pupil-teacher ratio (secondary education) number | Students (tertiary education) per 100,000 inhabitants |
|---|---|---|--|
| 1.4 | 13.7 | 8.1 | 2,146 |
| (2016) Source: UNESCO | (2016) Source: UNESCO | (2015) Source: UNESCO | (2016) Source: UNESCO* |

Labour force

| Employment rate (persons aged 15+) % | Labour force (persons aged 15+) 1,000 | Labour force participation rate (persons aged 15+) % | Self-employment (persons aged 15+) % |
|---|--|---|---|
| No data | No data | No data | No data |
| Source: ILO-KILM | Source: ILO-KILM | Source: ILO-KILM | Source: ILO-KILM |

Employment rate (persons aged 15+)

%

No data

Source: ILO-KILM

Employment and gross value added by sector

%

Employment

No data

Gross value added

No data

Source employment: ILO-KILM
Source gross value added: WB-WDI

| Unemployment rate (persons aged 15+) % | Unemployment rate (persons aged 15 to 24) % | Long-term unemployment rate (persons aged 15+) % of unemployed persons |
|--|---|--|
| No data | No data | No data |
| Source: ILO-KILM | Source: ILO-KILM | Source: ILO-KILM |

Unemployment rate and youth unemployment rate

%

No data

Source: ILO-KILM

Living conditions

Human Development
Index (HDI)
value (0 low to 1 high)

No data

Source: UNDP

Human Development
Index (HDI)
rank (of 188 countries)

No data

Source: UNDP

Income distribution:
Gini coefficient
value (0 to 100; 0=equal distribution)

No data

Source: WB-WDI

Production

Index of industrial production
2010=100

No data

Source: IMF-IFS

Agriculture and forestry

Change of agricultural
production
% since 2000

No data

Source: FAO*

Agricultural
land
% of land area

No data

Source: FAO*

Forest
area
% of land area

No data

Source: FAO*

Index of agricultural production
2004 to 2006 = 100

Keine Daten

Source: FAO

■ Foreign trade

| Export of goods bn US\$ | Import of goods bn US\$ | Trade balance, goods bn US\$ |
|----------------------------|----------------------------|---------------------------------|
| No data | No data | No data |
| Source: UN Comtrade | Source: UN Comtrade | Source: UN Comtrade* |

Export and import of goods bn US\$

No data

Source: UN Comtrade

Foreign trade balance bn US\$

No data

Source: UN Comtrade

| Goods exported to Germany bn US\$ | Goods exported to Germany % of all goods exported | Goods imported from Germany bn US\$ | Goods imported from Germany % of all goods imported |
|---|---|---|---|
| No data | No data | No data | No data |
| Source: UN Comtrade | Source: UN Comtrade* | Source: UN Comtrade | Source: UN Comtrade* |

Main trading partners

Exports of goods
%

Exports of goods
%

No data

No data

Main commodities traded

Exports of goods
%

Imports of goods
%

No data

No data

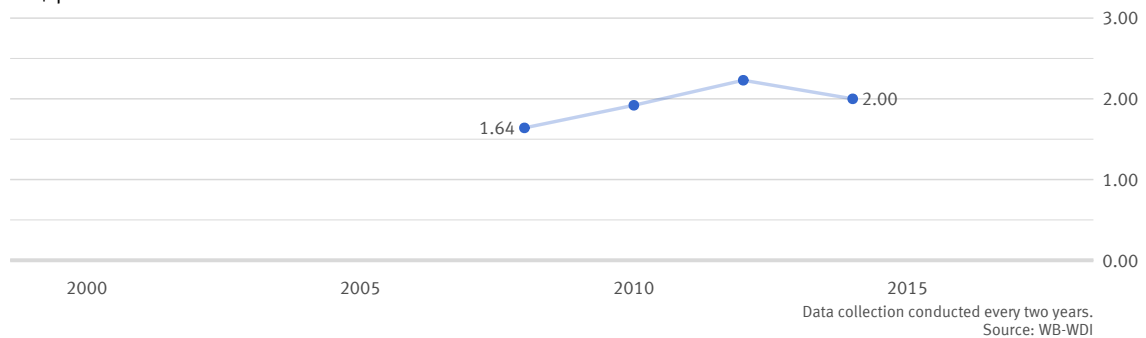
Source: UN Comtrade*

Classification of commodities: Harmonized Commodity Description and Coding Systems (HS2).

Transport

| Passenger cars per 1,000 inhabitants | Total rail network km per 1 mn inhabitants | Air transport per 1,000 inhabitants |
|---|---|--|
| No data | No data | 8 |
| Source: OICA* | Source: WB-WDI* | (2017) Source: WB-WDI* |

Gasoline price at the pump US\$ per litre



Environment and energy

| Carbon dioxide emissions tonnes per capita | Total primary energy supply kg oil equivalent per capita | Gross electricity consumption kWh per capita | Renewable energy % of total final energy consumption |
|--|--|--|---|
| No data | No data | No data | No data |
| Source: EDGAR | Source: WB-WDI | Source: WB-WDI | Source: WB-WDI |

Carbon dioxide emissions in relation to Germany tonnes per capita

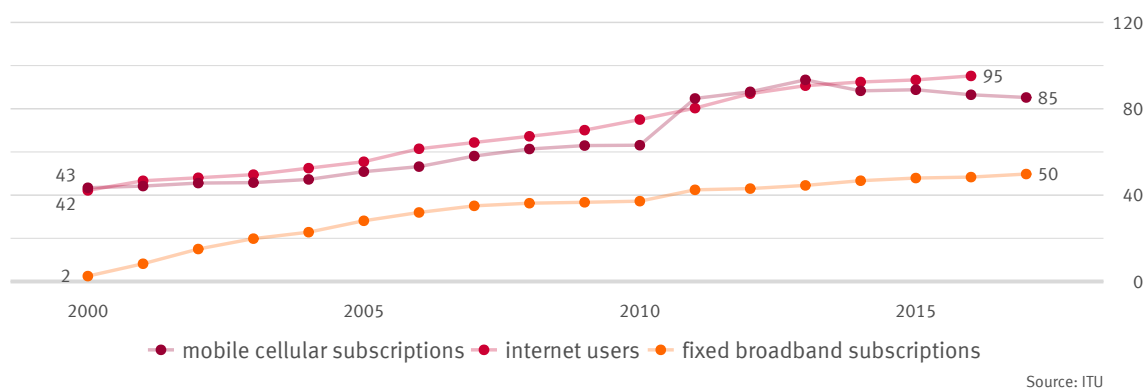
No data

Source: EDGAR

Science, research, technology

| Gross domestic expenditure on R&D % of GDP | Researchers per 1 mn inhabitants | Resident patent applications per 1 mn inhabitants |
|---|-------------------------------------|--|
| 0.0 | No data | 1,117 |
| (2005) | | (2016) |
| Source: UNESCO | Source: UNESCO | Source: WIPO |

Dissemination of modern communication technology per 100 inhabitants



Sources

| | |
|-------------|---|
| EDGAR | Emissions Database for Global Atmospheric Research, European Commission |
| FAO | United Nations, Food and Agricultural Organization |
| ILO-KILM | International Labour Organization, Key Indicators of the Labour Market |
| IMF-IFS | International Monetary Fund, International Financial Statistics |
| IMF-WEO | International Monetary Fund, World Economic Outlook |
| ITU | United Nations, International Telecommunication Union |
| OICA | International Organization of Motor Vehicle Manufacturers |
| UN Comtrade | United Nations, Comtrade Database |
| UNCTAD | United Nations, Conference on Trade and Development |
| UNDP | United Nations Development Programme |
| UNESCO | United Nations, Educational, Scientific and Cultural Organization |
| UNPOP | United Nations, Population Division |
| WB-WDI | World Bank, World Development Indicators |
| WHO | World Health Organization, Global Health Observatory |
| WIPO | World Intellectual Property Organization |

* Own calculations based on the original data source.

More international data and statistical country profiles on all other UN Member States:
www.destatis.de/international_en